



Open Headset Interconnect Standard

***Mark Smith,
N6MTS***

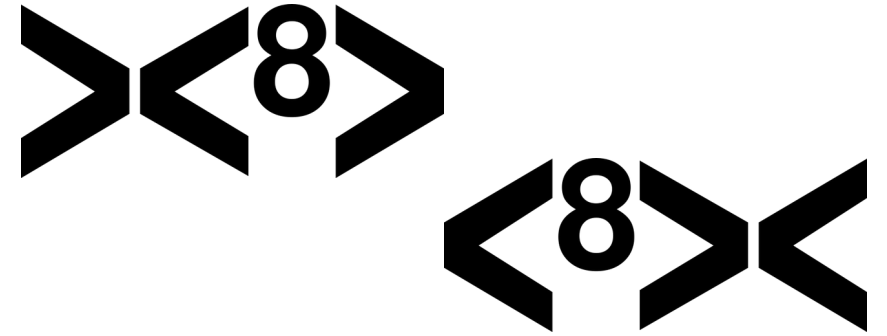


Who am I?

Mark Smith, N6MTS

- President/CEO, Halibut Electronics:
<https://electronics.halibut.com/>
- A host of the Ham Radio Workbench Podcast:
<https://www.hamradioworkbench.com/>
- YouTube: @SmittyHalibut
- Mastodon/Fediverse: @smitty@halibut.com

<https://ohis.org/>

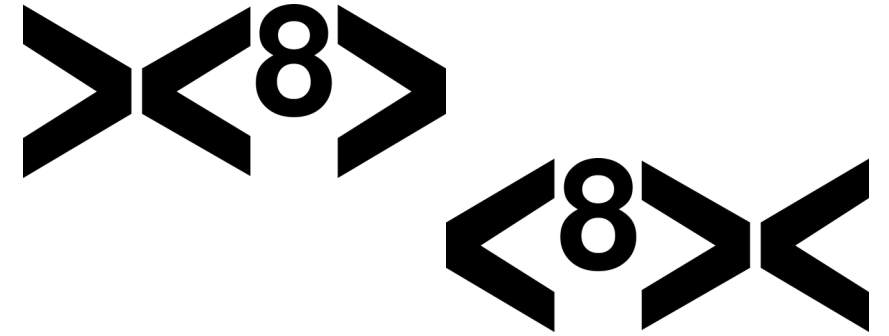


Video

Who am I?

Mark Smith, N6MTS

<https://ohis.org/>



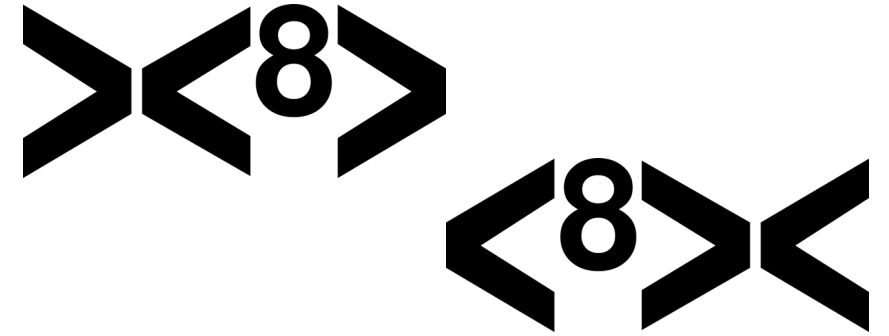
Head Cheese

- ~~President/CEO~~, Halibut Electronics:
<https://electronics.halibut.com/>
- A host of the Ham Radio Workbench Podcast:
<https://www.hamradioworkbench.com/>
- YouTube: @SmittyHalibut
- Mastodon/Fediverse: @smitty@halibut.com



Video

Who am I?




- **Ham:** Active ham since 1992.
- **College:** Two years in Electrical Engineering, but degree in Computer Engineering, CalPoly San Luis Obispo
- **Work:** ~30 years in IT, Network and Unix Systems Engineering, and Information Security.
- **All Three:** Left IT in 2021, started Halibut Electronics to make Ham Radio and Audiophile electronics.



Video

<https://ohis.org/>

Open Headset Interconnect Standard



Video

Open Headset Interconnect Standard

- **Open:** Any individual or company may make devices compliant with this standard, with no obligation.



Video

Open Headset Interconnect Standard

- **Open:** Any individual or company may make devices compliant with this standard, with no obligation.
- **Headset:** Describes the signaling commonly found between a user and a radio: Microphone, Headphones, and Push To Talk.



Video

Open Headset Interconnect Standard

- **Open:** Any individual or company may make devices compliant with this standard, with no obligation.
- **Headset:** Describes the signaling commonly found between a user and a radio: Microphone, Headphones, and Push To Talk.
- **Interconnect:** Describes both the physical and electrical connection of those signals between the user and radio.



Video

Open Headset Interconnect Standard

- **Open:** Any individual or company may make devices compliant with this standard, with no obligation.
- **Headset:** Describes the signaling commonly found between a user and a radio: Microphone, Headphones, and Push To Talk.
- **Interconnect:** Describes both the physical and electrical connection of those signals between the user and radio.
- **Standard:** Devices built to this standard will work with other devices built to the same standard.



Video

Electrical Standards

We have electrical standards (defined, or de-facto) for things like RF and Power:




Video

Electrical Standards

We have electrical standards (defined, or de-facto) for things like RF and Power:

- **RF:** 50 ohm impedance coax, 450 ohm twin lead




Video

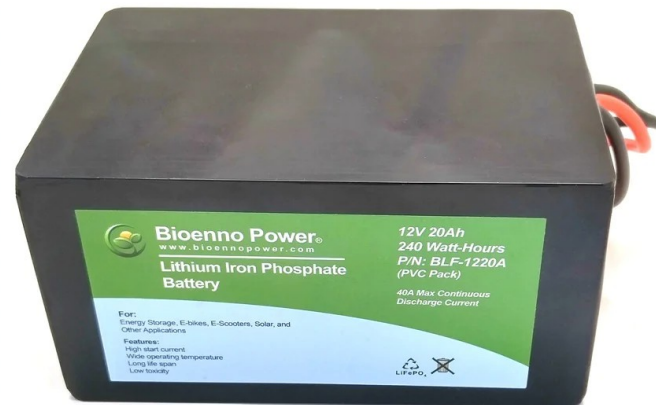
Electrical Standards

We have electrical standards (defined, or de-facto) for things like RF and Power:

- **RF:** 50 ohm impedance coax, 450 ohm twin lead



- **Power:** +13.8vDC +/- 15%



Video

Physical Standards

And one, or a few, physical standards that are easy to convert between:




Video

Physical Standards

And one, or a few, physical standards that are easy to convert between:

- **RF:** PL-259, Type N, BNC, etc




Video

Physical Standards

And one, or a few, physical standards that are easy to convert between:

- **RF:** PL-259, Type N, BNC, etc



- **Power:** Powerpole, 6-pin “Molex”, “T” blades, etc



Video

Headset Standards?

No such electrical standards exist for the User to Radio interface:



Video

Headset Standards?

No such electrical standards exist for the User to Radio interface:

- **Microphone:** Dynamic, Electret, or Carbon? Balanced or single ended?



Video

Headset Standards?

No such electrical standards exist for the User to Radio interface:

- **Microphone:** Dynamic, Electret, or Carbon? Balanced or single ended?
- **Audio out:** Line level, headphone level, or speaker level? Ground referenced or push-pull? Mono or stereo?



Video

Headset Standards?

No such electrical standards exist for the User to Radio interface:

- **Microphone:** Dynamic, Electret, or Carbon? Balanced or single ended?
- **Audio out:** Line level, headphone level, or speaker level? Ground referenced or push-pull? Mono or stereo?
- **PTT:** GPIO style contact closure to ground, or completing the mic circuit?



Video

So many to choose from!

There are even more physical options to choose from!



Video

So many to choose from!

There are even more physical options to choose from!

- **Microphone:** 3.5mm TS/TRS? 1/4" TS/TRS? XLR? "8-pin round" Aviation? 8 pin modular? 6 pin modular? What pinout?



Video

So many to choose from!

There are even more physical options to choose from!

- **Microphone:** 3.5mm TS/TRS? 1/4" TS/TRS? XLR? "8-pin round" Aviation? 8 pin modular? 6 pin modular? What pinout?
- **Audio out:** 3.5mm TS/TRS? 1/4" TS/TRS? RCA?



Video

So many to choose from!

There are even more physical options to choose from!

- **Microphone:** 3.5mm TS/TRS? 1/4" TS/TRS? XLR? "8-pin round" Aviation? 8 pin modular? 6 pin modular? What pinout?
- **Audio out:** 3.5mm TS/TRS? 1/4" TS/TRS? RCA?
- **PTT:** On the mic connector? 3.5mm TS? 1/4" TS?




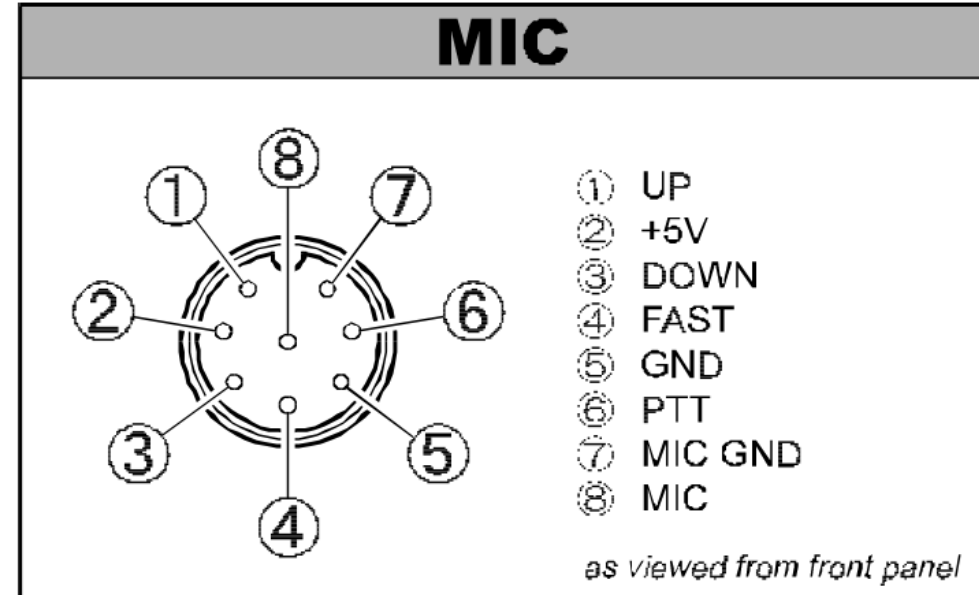
Video

The problem is...

Heil Pro 7 Headset:



Yaesu FT-920 Microphone pinout:



The solution?

Heil AD-1-Y Adapter:


Heil Pro 7 Headset:



Microphone pinout:

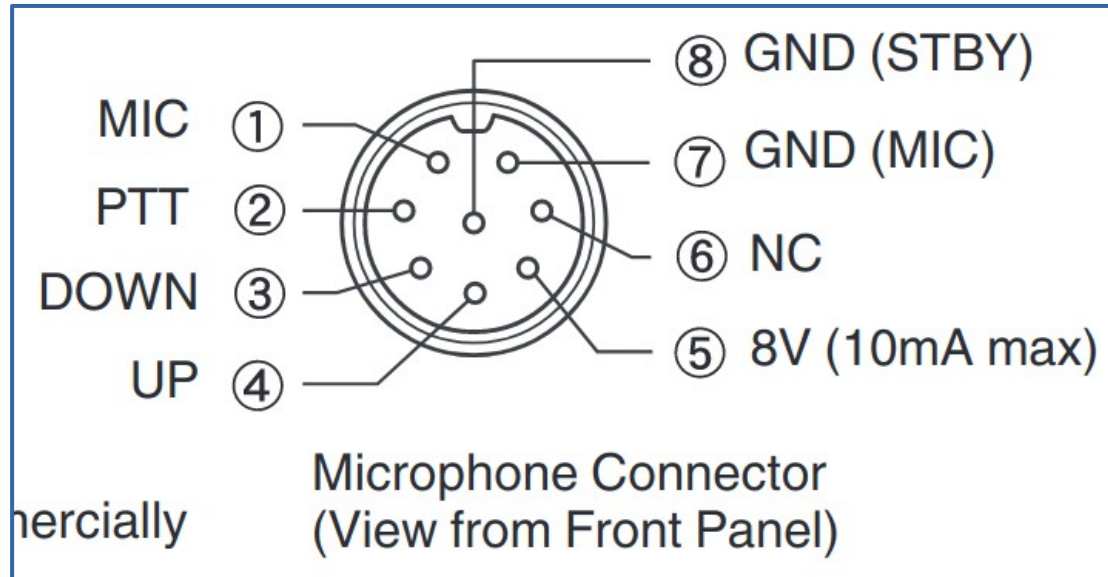
MIC	
①	UP
②	+5V
③	DOWN
④	FAST
⑤	GND
⑥	PTT
⑦	MIC GND
⑧	MIC

as viewed from front panel

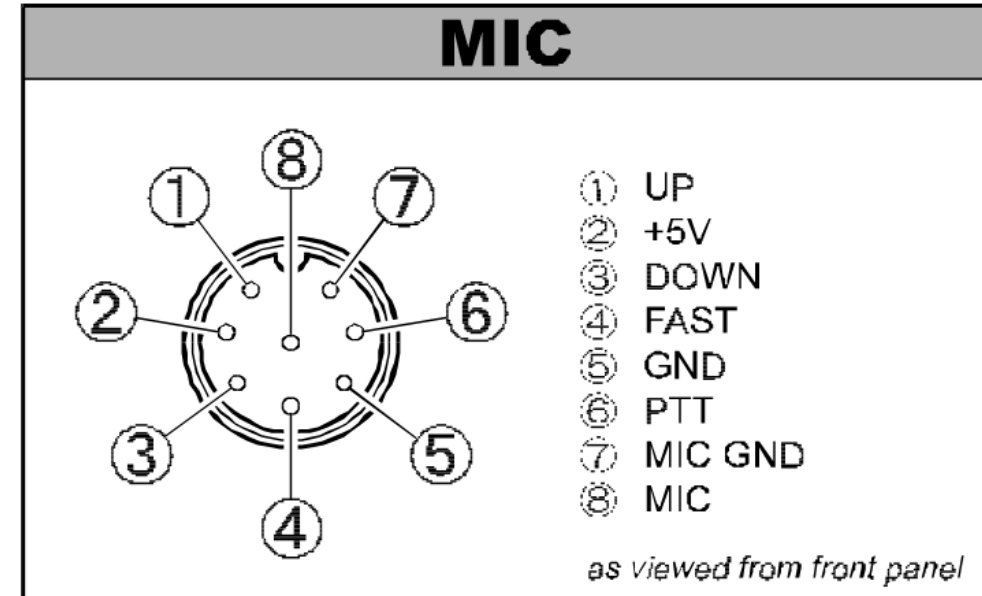


But, I've got a Kenwood too.

Kenwood TS-890S Microphone pinout:




Yaesu FT-920 Microphone pinout:



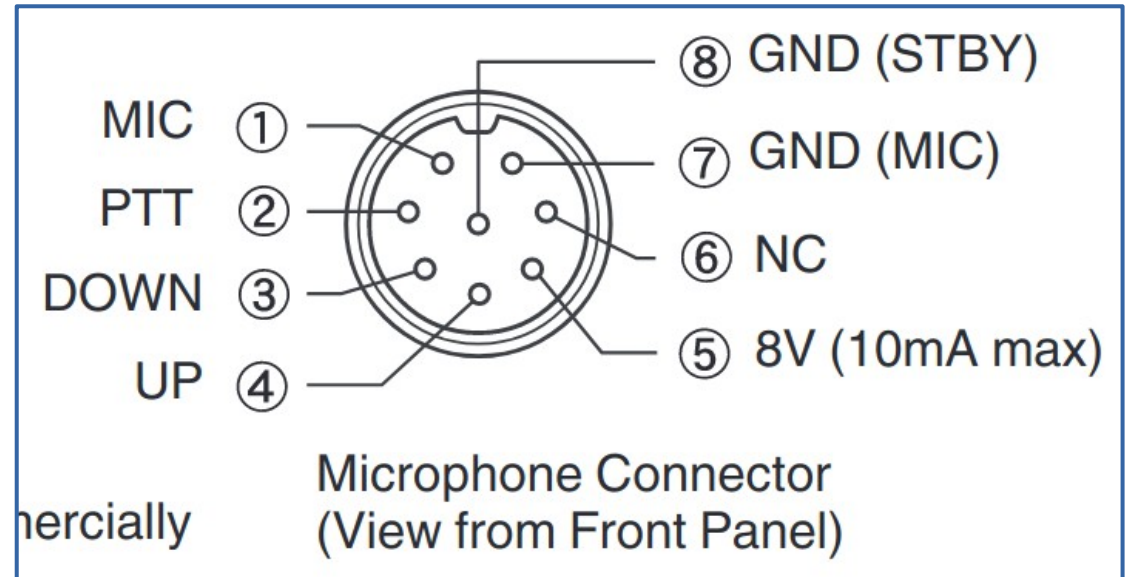
Video

But, I've got a Kenwood too.

Heil Pro 7 Headset:



Kenwood TS-890S Microphone pinout:



Bob has me covered...

Heil Pro 7 Headset:



Heil AD-1-K Adapter:



Microphone pinout:

- ⑧ GND (STBY)
- ⑦ GND (MIC)
- ⑥ NC
- ⑤ 8V (10mA max)

Connector
(Front Panel)

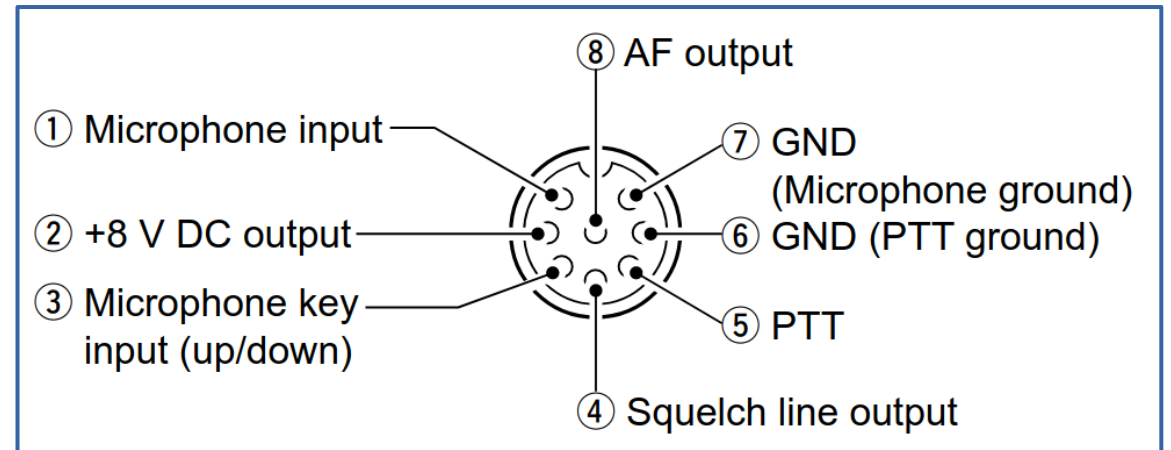
Video

What about Icom?

Heil Pro 7 Headset:



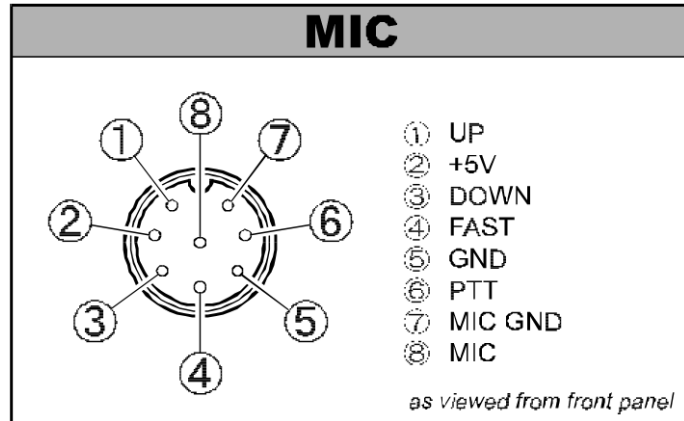
Icom IC-7300 Microphone pinout:



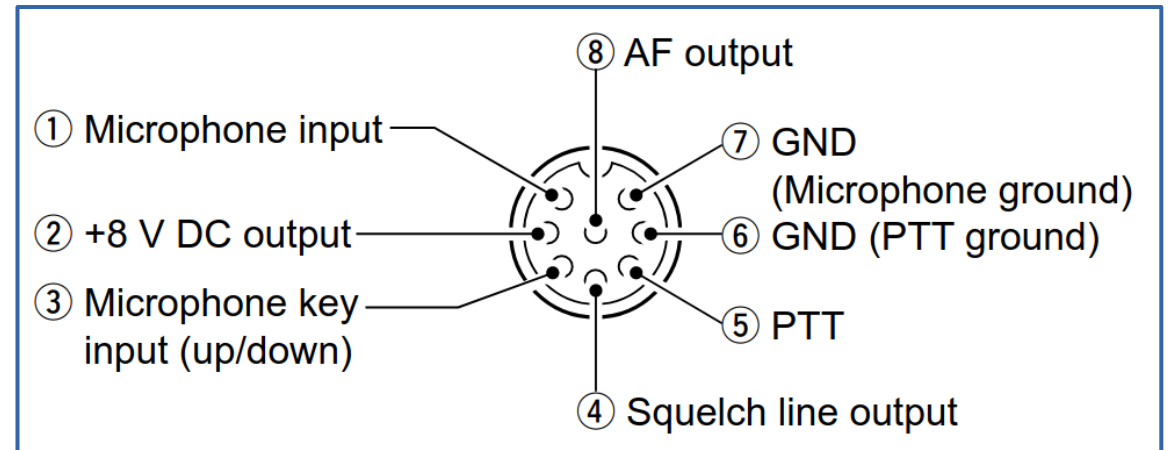
Video

Same connect-- oh... Never mind...

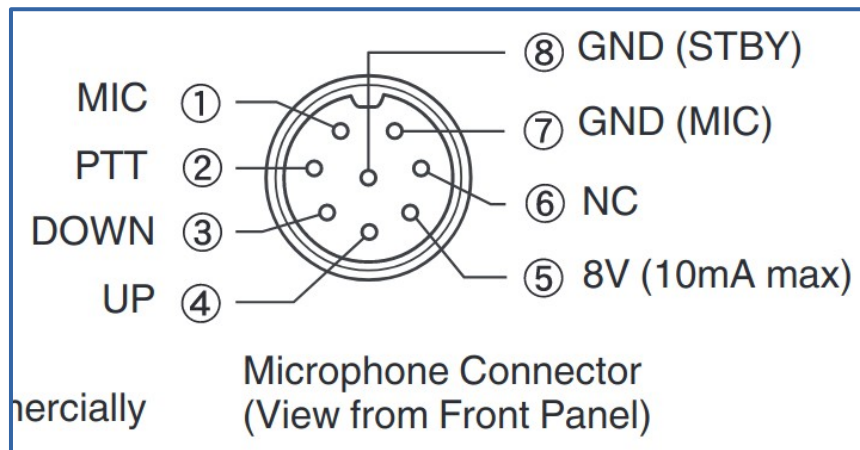
Yaesu FT-920 Microphone pinout:



Icom IC-7300 Microphone pinout:



Kenwood TS-890S Microphone pinout:



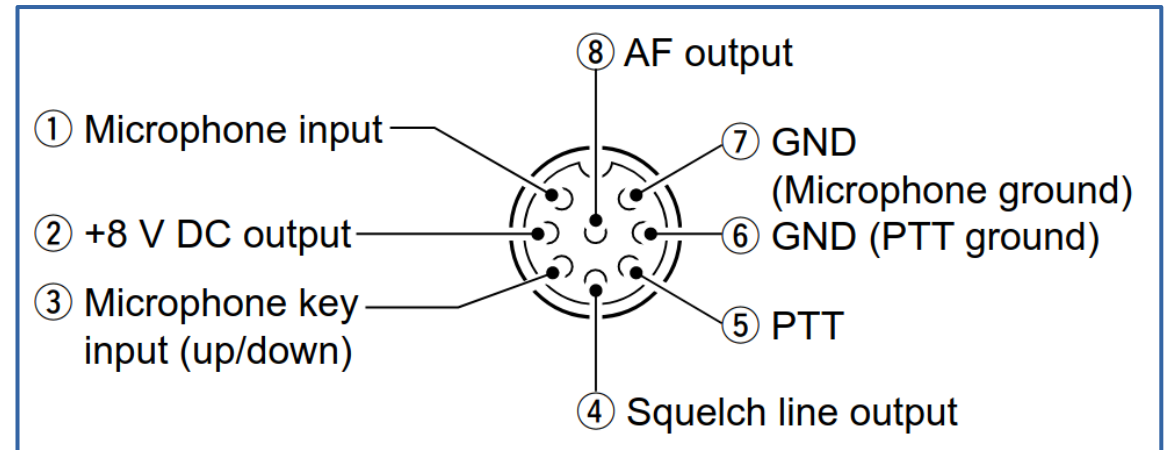
Video

What about Icom?

Heil Pro 7 Headset:



Icom IC-7300 Microphone pinout:



Video


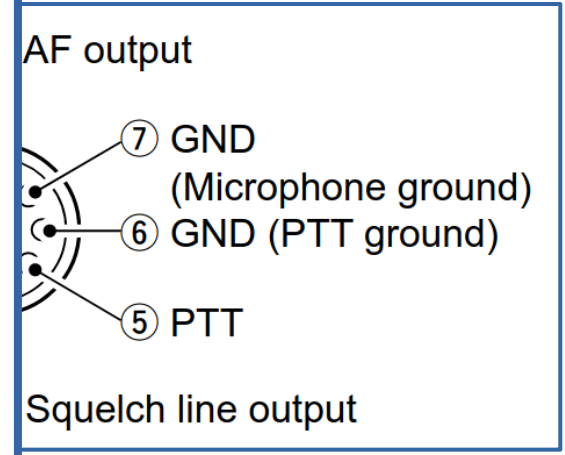
Bob *still* has me covered...

Heil AD-1-iC Adapter:

Heil Pro 7 Head



one pinout:




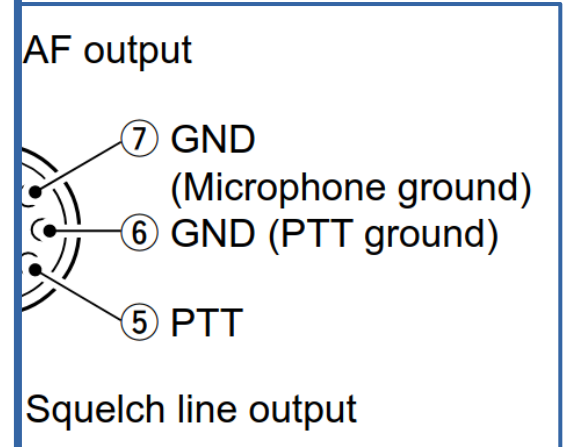
But, wait a minute...

Heil AD-1-iC Adapter:

Heil Pro 7 Head

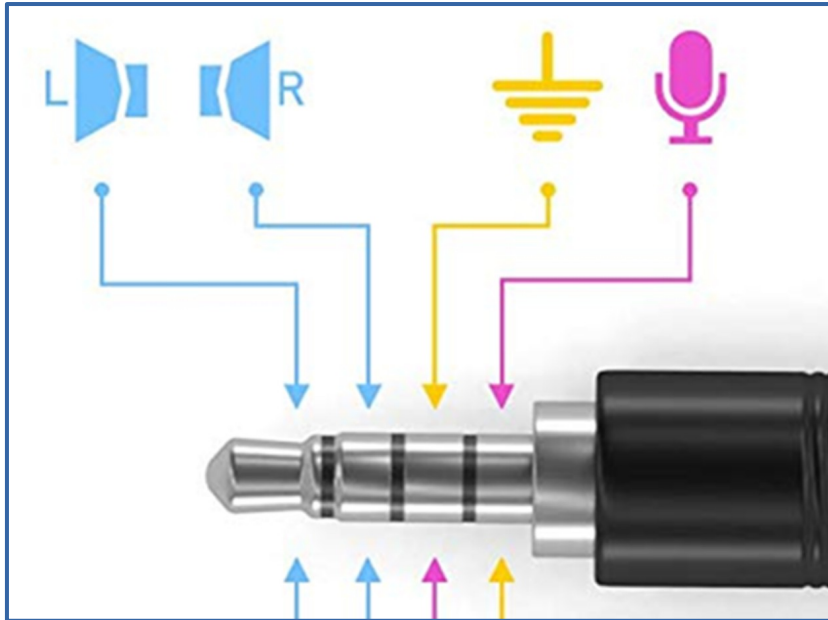


one pinout:

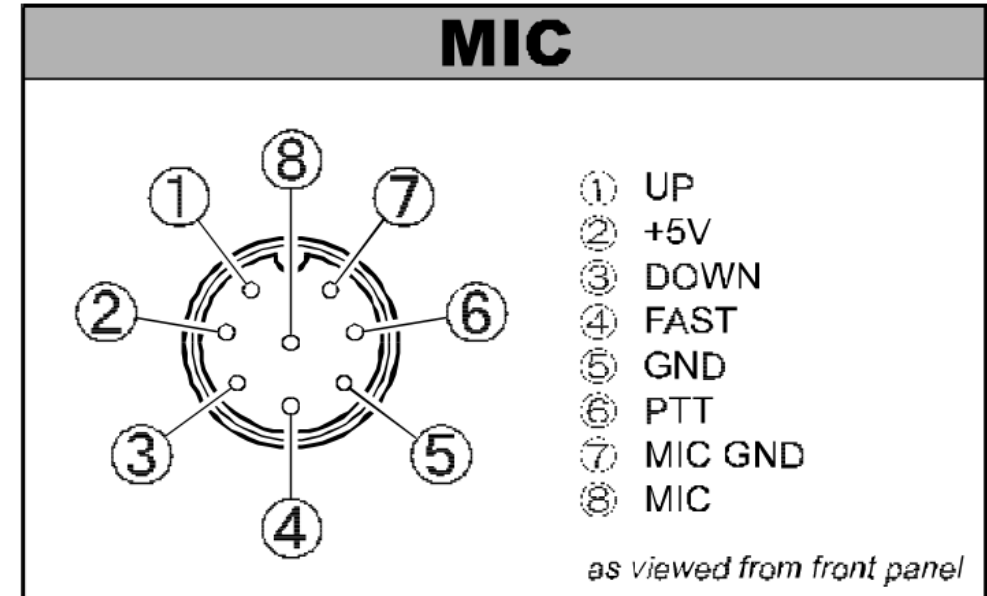


Another headset,

CTIA "PC Gaming Headset"
or "Mobile Phone" pinout:



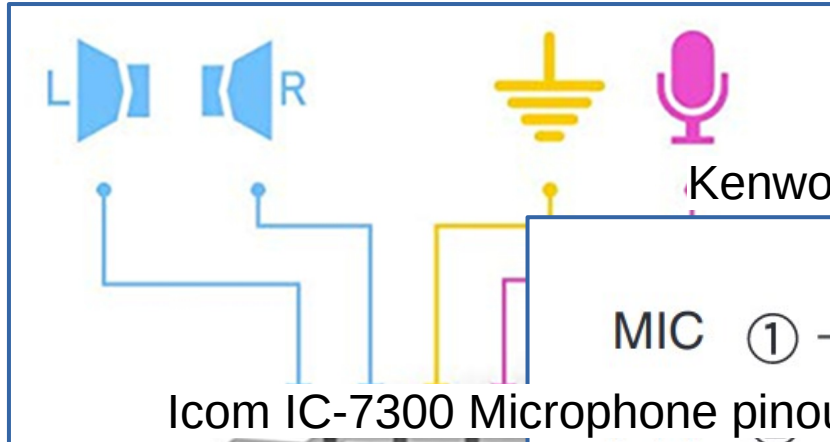
Yaesu FT-920 Microphone pinout:



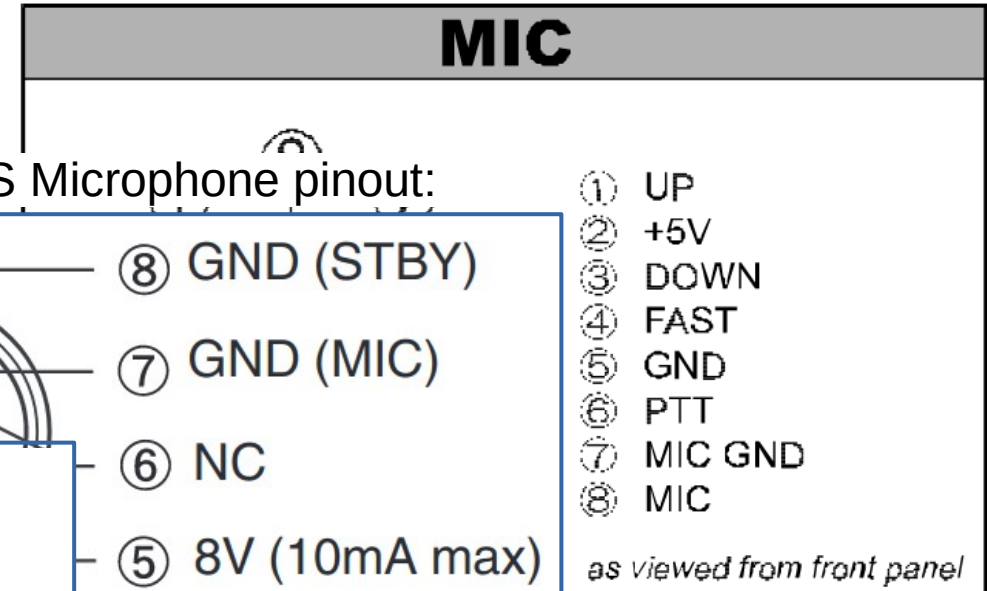
Video

Another headset, 3 more adapters...

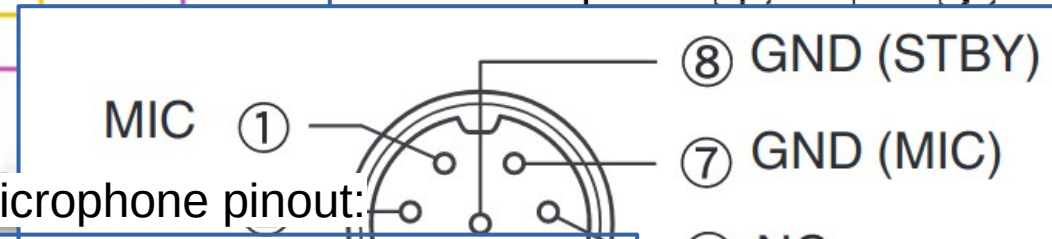
CTIA "PC Gaming Headset"
or "Mobile Phone" pinout:



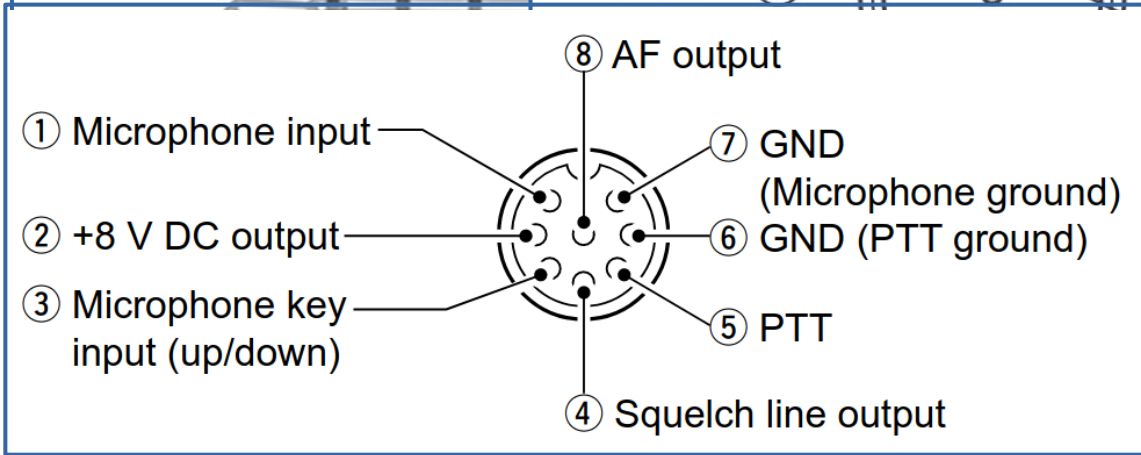
Yaesu FT-920 Microphone pinout:




Kenwood TS-890S Microphone pinout:



Icom IC-7300 Microphone pinout:



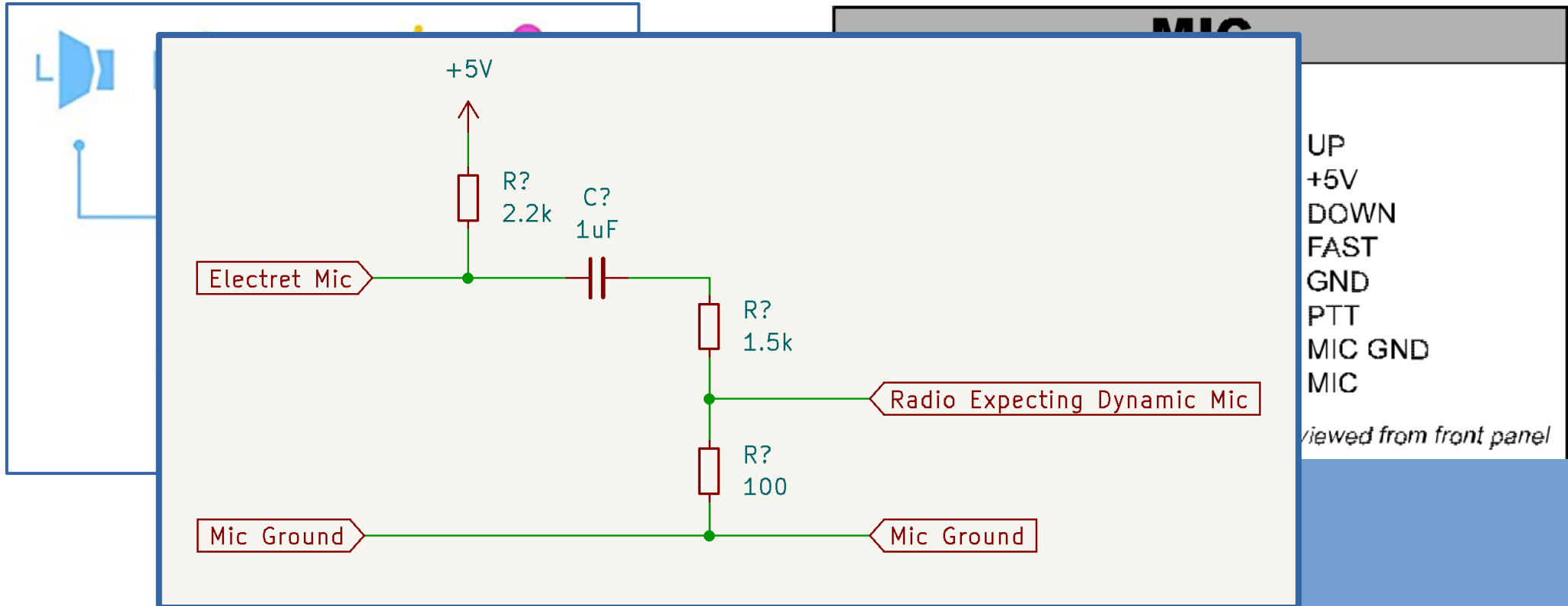
Connector
Front Panel)




“Your audio is distorted!”

CTIA “PC Gaming Headset”
or “Mobile Phone” pinout:

Yaesu FT-920 Microphone pinout:




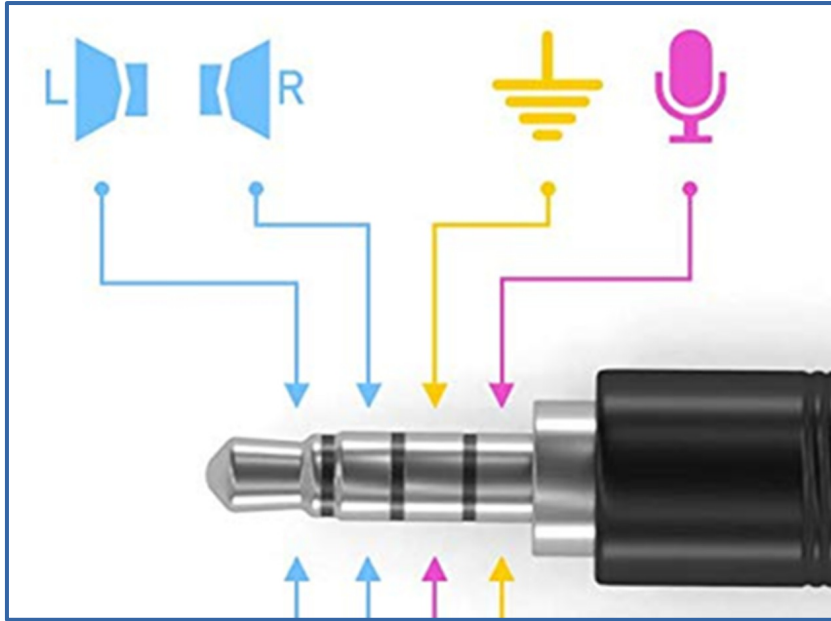
- UP
 - +5V
 - DOWN
 - FAST
 - GND
 - PTT
 - MIC GND
 - MIC
- viewed from front panel*



Video


Which 3.5mm TRRS was that?

CTIA "PC Gaming Headset"
or "Mobile Phone" pinout:



Which 3.5mm TRRS was that?

CTIA “PC Gaming Headset”
or “Mobile Phone” pinout:



Your Adapter Game is strong.

This is quickly getting out of hand.

It's a full mesh of adapters, from every different headset to every different radio.



Video

Your Adapter Game is strong.

This is quickly getting out of hand.

It's a full mesh of adapters, from every different headset to every different radio.

How do we address this?

Video

Your Adapter Game is strong.

This is quickly getting out of hand.

It's a full mesh of adapters, from every different headset to every different radio.

How do we address this?




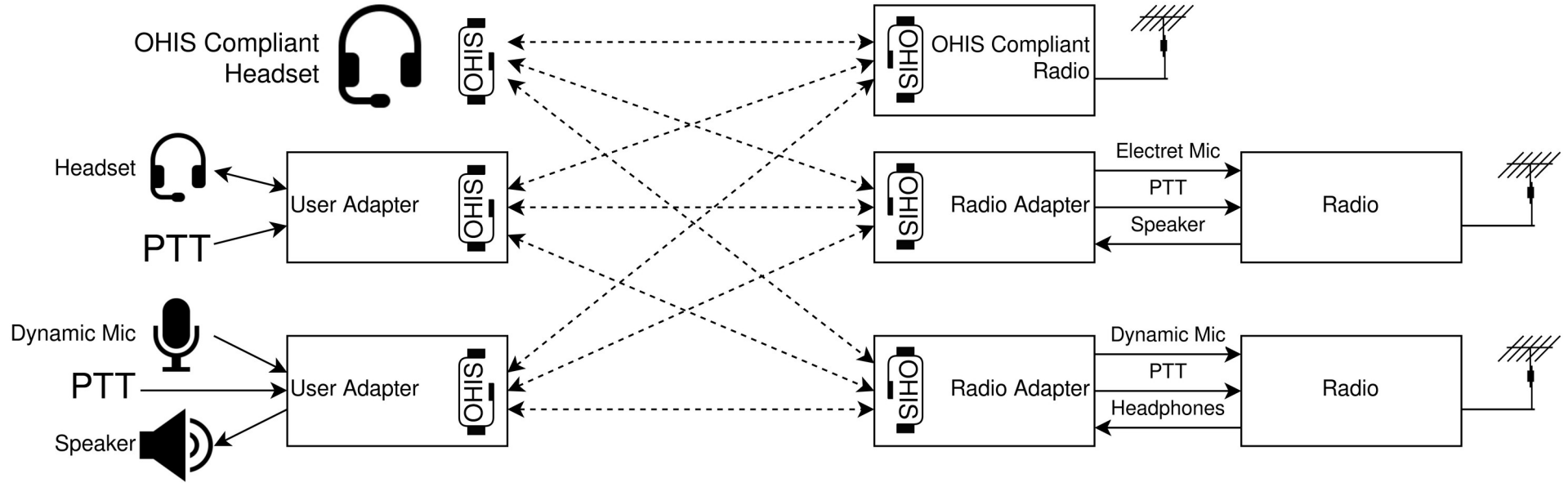
Video

Open Headset Interconnect Standard

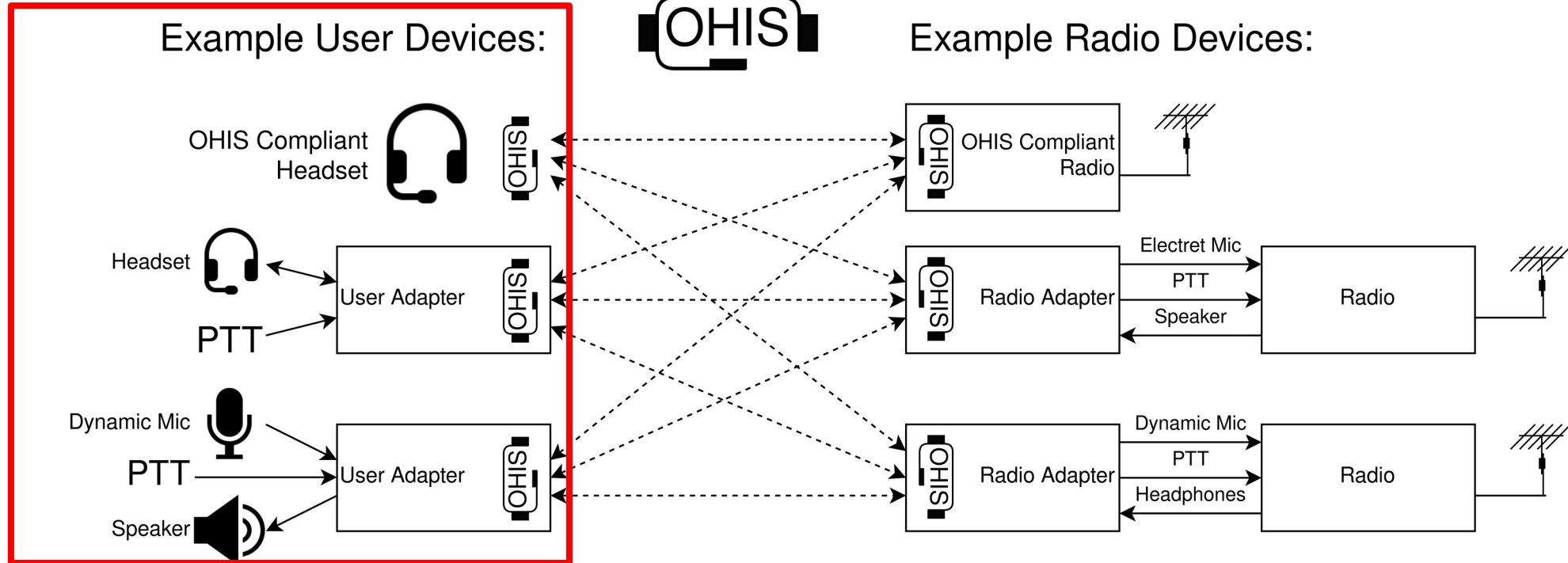
Example User Devices:



Example Radio Devices:



Open Headset Interconnect Standard

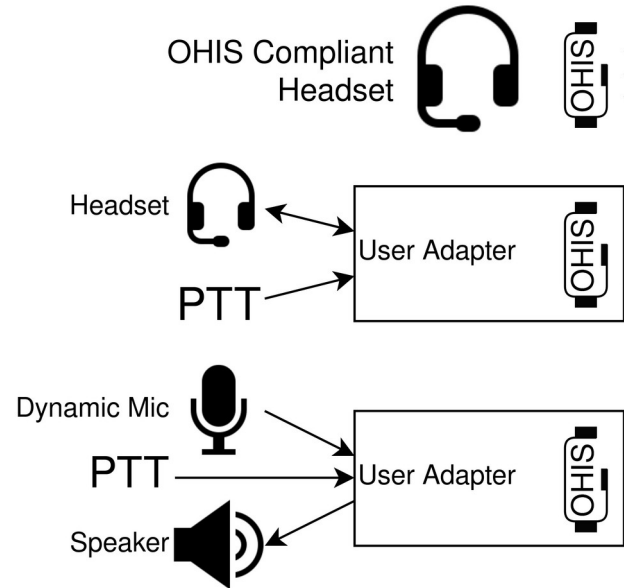


- **User Device/Adapter:** Specific to the headset, stays with the headset.

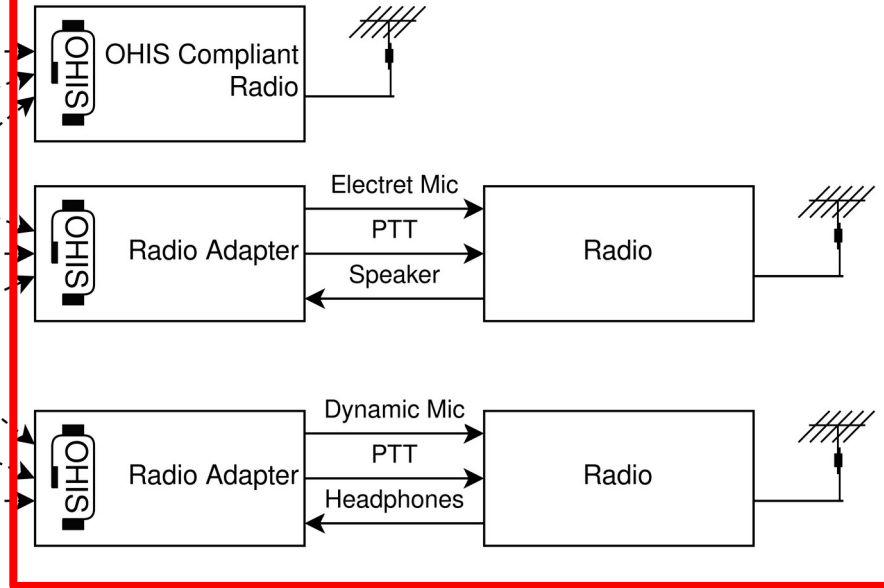
Video

Open Headset Interconnect Standard

Example User Devices:



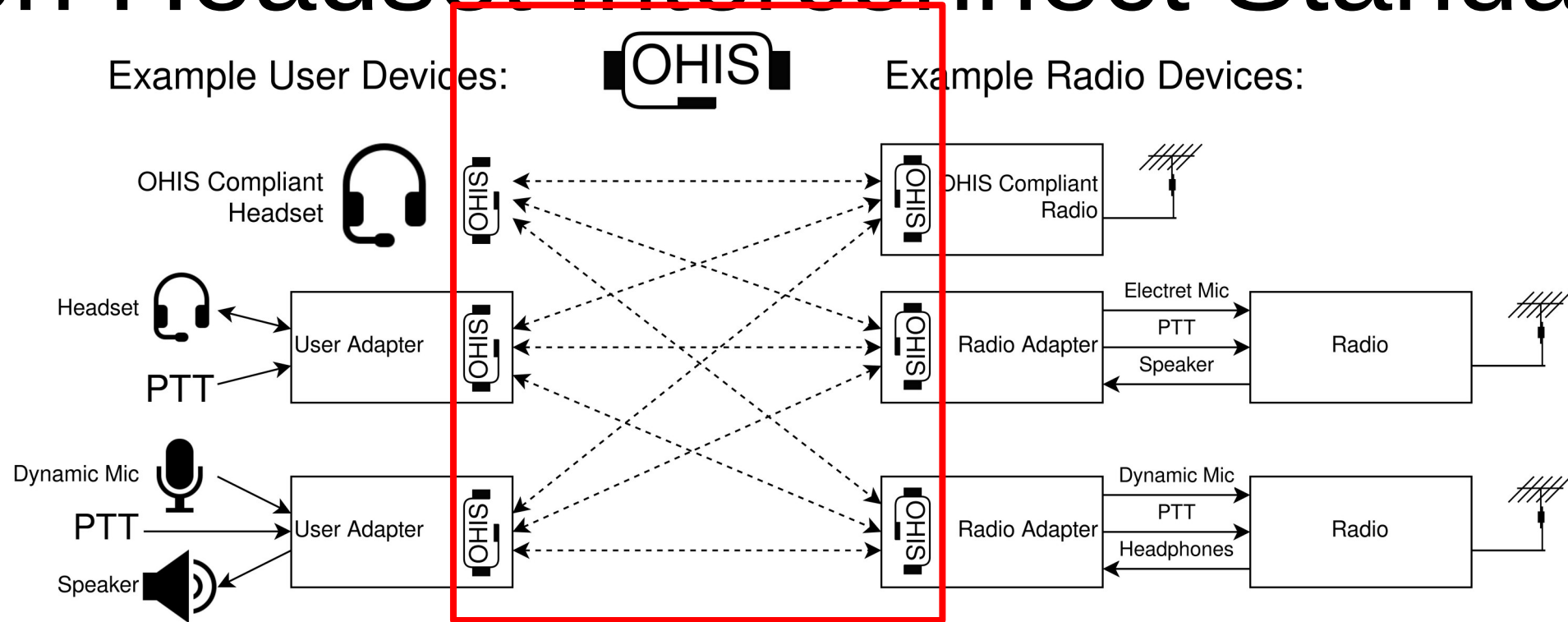
Example Radio Devices:



- **User Device/Adapter:** Specific to the headset, stays with the headset.
- **Radio Device/Adapter:** Specific to the radio, stays with the radio.

Video

Open Headset Interconnect Standard



- **User Device/Adapter:** Specific to the headset, stays with the headset.
- **Radio Device/Adapter:** Specific to the radio, stays with the radio.
- **Open Headset Interconnect Standard** is the connection between them.

Technical Summary

Electrical:



Video

Technical Summary

Electrical:

- **Microphone:** “Electret” level: -45dBV +/- 3dB, pseudo-balanced. +5vDC bias provided by Radio Device.



Video

Technical Summary

Electrical:

- **Microphone:** “Electret” level: -45dBV +/- 3dB, pseudo-balanced. +5vDC bias provided by Radio Device.
- **Audio Out:** “Headphone” level: 0dBV full volume, ground referenced, stereo.



Video

Technical Summary

Electrical:

- **Microphone:** “Electret” level: -45dBV +/- 3dB, pseudo-balanced. +5vDC bias provided by Radio Device.
- **Audio Out:** “Headphone” level: 0dBV full volume, ground referenced, stereo.
- **PTT:** Contact closure to power ground.



Video

Technical Summary

Electrical:

- **Microphone:** “Electret” level: -45dBV +/- 3dB, pseudo-balanced. +5vDC bias provided by Radio Device.
- **Audio Out:** “Headphone” level: 0dBV full volume, ground referenced, stereo.
- **PTT:** Contact closure to power ground.
- **Power:** (Optional) +5vDC 200mA provided by Radio for audio amplifiers, LED indicators, signal processing, etc.



Video

Technical Summary

Physical:



Video

Technical Summary

Physical:

- **Connector:** 8P8C Modular. (Commonly, but incorrectly, known as RJ-45.)



Video

Technical Summary

Physical:

- **Connector:** 8P8C Modular. (Commonly, but incorrectly, known as RJ-45.)
- **Cable:** Shielded Cat5 (or better).



Video

Technical Summary

Physical:

- **Connector:** 8P8C Modular. (Commonly, but incorrectly, known as RJ-45.)
- **Cable:** Shielded Cat5 (or better).
- **Wiring:** TIA-568A or 568B. Which pins are pairs is important.



Video

Technical Summary

Physical:

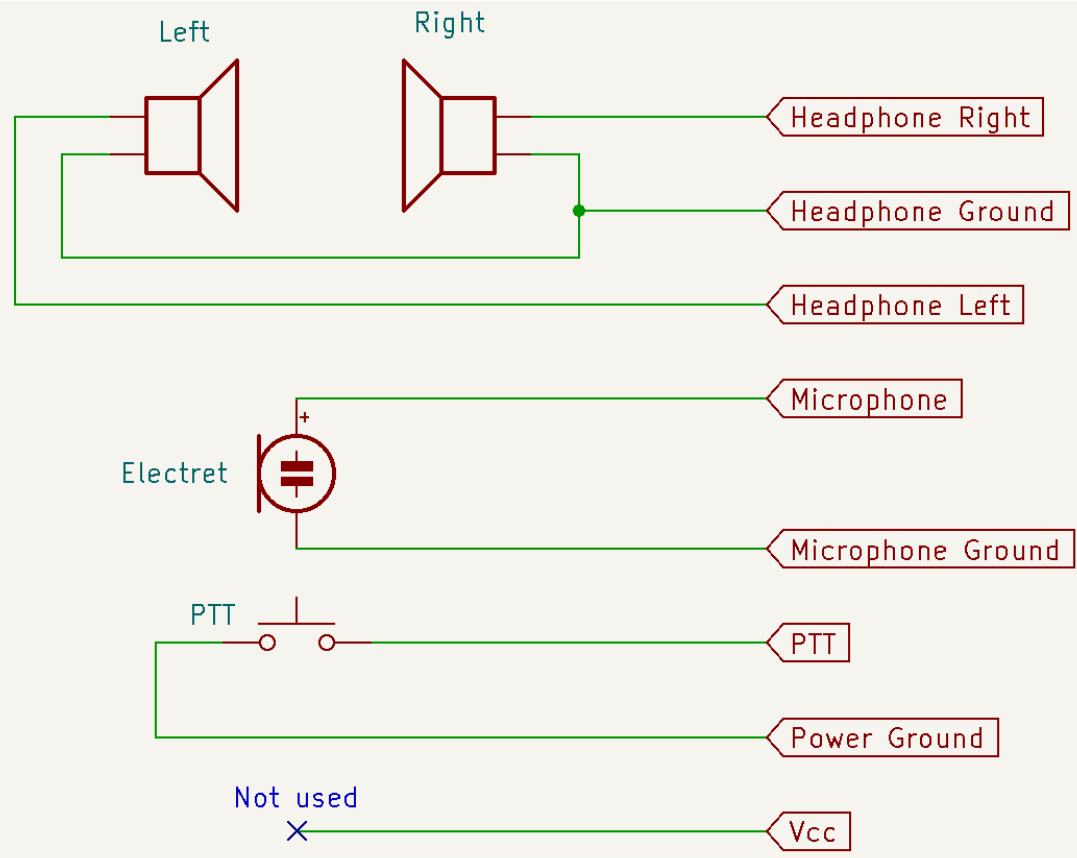
- **Connector:** 8P8C Modular. (Commonly, but incorrectly, known as RJ-45.)
- **Cable:** Shielded Cat5 (or better).
- **Wiring:** TIA-568A or 568B. Which pins are pairs is important.

Allows the use of common off-the-shelf Ethernet cables.


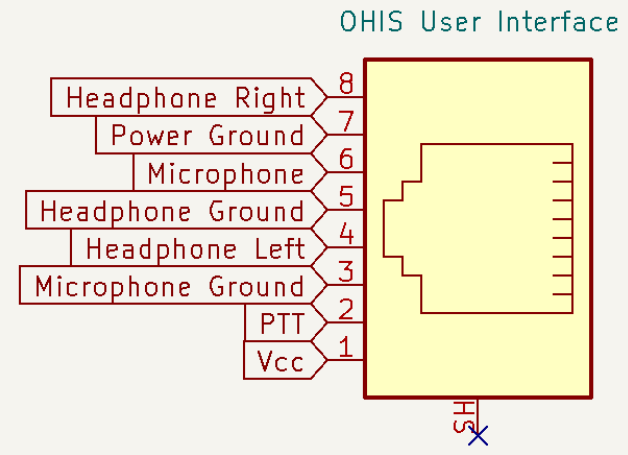
Video

Technical Summary

Pin-out:


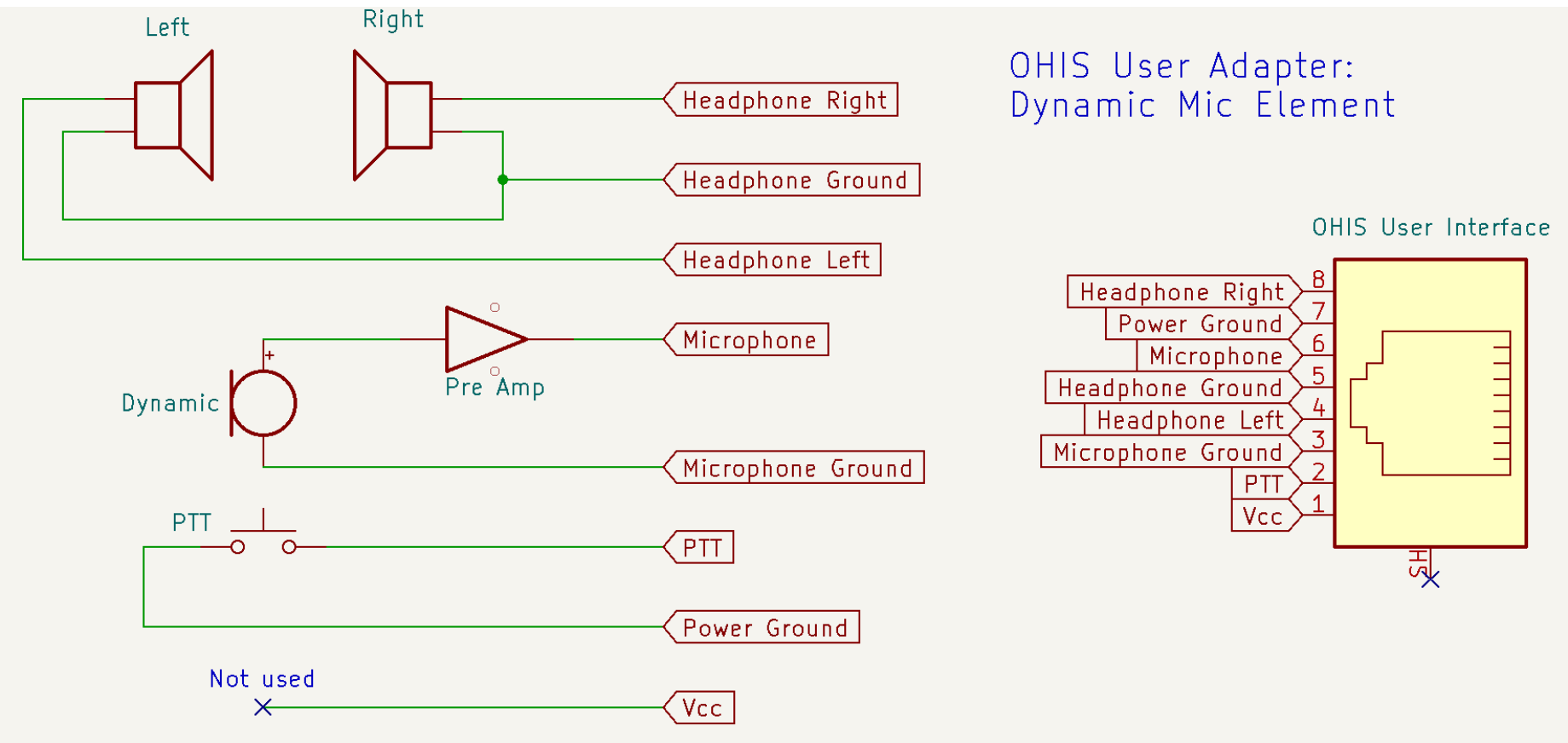


Simplest OHIS User Adapter:
Electret Mic Element



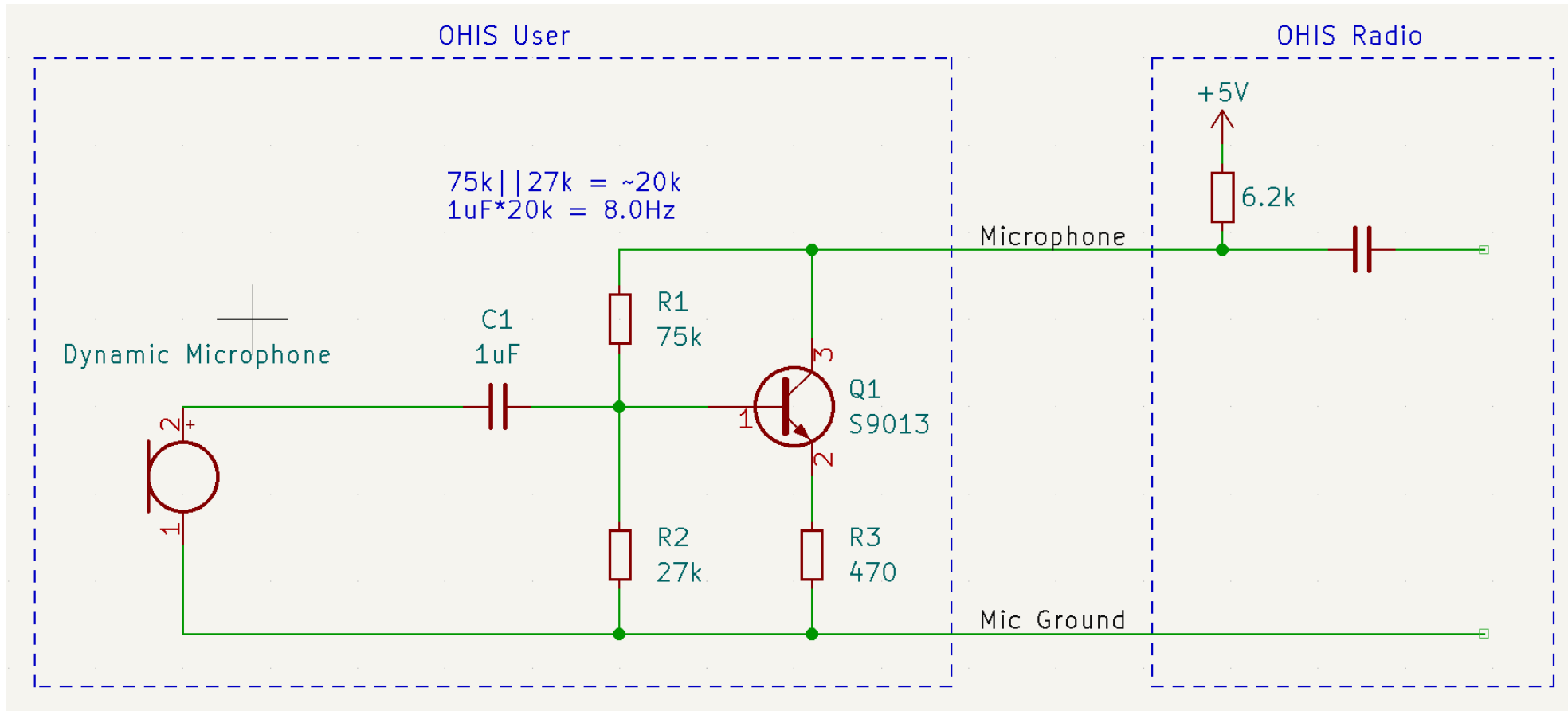
Technical Summary

Pin-out:



Dynamic Mic Pre-Amp

Part of the open standard, freely available for use.



Video

When is OHIS useful?



Video

When is OHIS useful?

- When you have several different radios and headsets.



Video

When is OHIS useful?

- When you have several different radios and headsets.
- When you operate in a multi-user environment and users have their own (different) headsets.



Video

When is OHIS useful?

- When you have several different radios and headsets.
- When you operate in a multi-user environment and users have their own (different) headsets.
- Examples: Field Day, club shack, or an Emergency Operations Center.



Video

When is OHIS useful?

- When you have several different radios and headsets.
- When you operate in a multi-user environment and users have their own (different) headsets.
 - Examples: Field Day, club shack, or an Emergency Operations Center.
- To present a common electrical interface for devices between the user and the radio.



Video

When is OHIS over-kill?



Video

When is OHIS over-kill?

- When you only have one radio, or one headset, or any situation where the “full mesh” problem doesn’t apply.



Video

When is OHIS over-kill?

- When you only have one radio, or one headset, or any situation where the “full mesh” problem doesn’t apply.
- When you already have all the adapters you need.



Video

When is OHIS over-kill?

- When you only have one radio, or one headset, or any situation where the “full mesh” problem doesn’t apply.
- When you already have all the adapters you need.
- When you prefer the simplicity of a single adapter between you and your radio.



Video

Why an Open Standard?



Video

Why an Open Standard?

- Open is how we get out of this mess.



Video

Why an Open Standard?

- Open is how we get out of this mess.
- It makes a good DIY project.




Video

Learn more:



<https://ohis.org/>





Questions and Answers

***Beginning
now***



Slide Title

Slide Content



Video